

## Product Record

This documentation should be issued with, and kept for, each item or system.  
Please see the product label for the details required below.  
Consult this guide for advice on inspection, maintenance, lifespan, etc.

**UK  
CA  
0120**  
**CE0598**

**User Guide:  
Adventure  
Park Lanyards  
Single & Dual**

**User Guide:  
Adventure  
Park Lanyards  
Single & Dual**

User's Name:			
Date of Manufacture:		Date of Purchase:	
Date of First Use:		Product Serial No.:	
Inspection Record			
Date	Reason for Entry e.g. periodic examination or repair	Name of Inspector	Date of next Inspection


## Declaration of Conformity

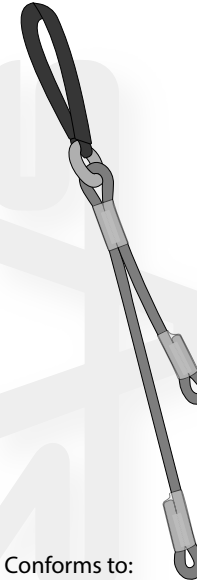
The EU Declaration of conformity is available by scanning the QR code or visiting [www.sar-products.com/eu-doc/](http://www.sar-products.com/eu-doc/)



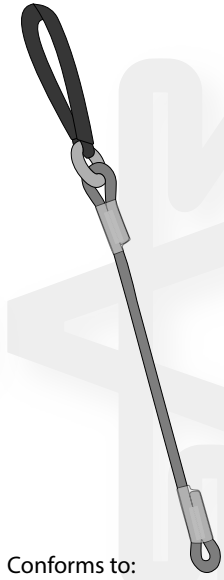
## Certificate of Conformity

We certify that SAR Adventure Park Lanyards conform to the specifications of EN354:2010.  
Other components used with this product must conform to the relevant EN standard where applicable.

Signature .....  ..... For SAR Products Ltd.



**Conforms to:**  
EN354:2010



**Conforms to:**  
EN354:2010



Specialist Access & Rescue  
Products Ltd.

Sarena House,  
Vulcan Street  
Oldham, OL1 4LQ



Specialist Access & Rescue  
Products Ltd.

+44 (0)161 621 0309  
sales@sar-products.com  
[www.sar-products.com](http://www.sar-products.com)

## Adventure Park Lanyards- Single and Dual - Conform to EN354:2010

### Use

Primarily used as an attachment lanyard for adventure parks/ high ropes courses, the SAR Adventure Park Dual Lanyard allows continuous connection to the system while passing anchor points, or connection to a Tyrolean or zip wire. The Adventure Park Single Lanyard is a single leg lanyard for those who prefer.

The webbing loop can be attached to the harness using an approved connector (EN362), or can be lark's footed directly onto the user's harness.

Equipment or components used with the Adventure Park Lanyards must be compatible and comply to the relevant EN standard.

The SAR Adventure Park Lanyards **MUST NOT BE USED FOR FALL ARREST**

Users should be trained & competent, or under the supervision of such a person.

Note: The information in this guide meets the requirements of the EU PPE Regulation 2016/425. It is not comprehensive and cannot be substituted for the correct training, which can be provided if required. If in any doubt, contact SAR Products using the supplied information.

### Safety

The safety provided by the Adventure Park Lanyards is dependant on the scenario, the anchors used and the competence of the user. The strength and suitability will be reduced through factors such as, but not limited to, age, wear & tear, abrasion, cuts, high impact loads, tight/ sharp edges, knots, some chemicals (e.g. strong alkalis), UV exposure, failure to store & maintain as recommended, etc.

A rescue plan should always be in place prior to any work at height.

Do not alter or repair the product in any way. Use in normal climate conditions.

Any component subjected to a dynamic loading should be examined and discarded if there is any sign of defect, or any doubts about its safety.

### Lifespan

The lifespan of any product will be affected by the conditions in which it is used and stored/ maintained. This product is manufactured from: 10mm- Polyamide/ Polyamide, 11mm- Polyamide/ Polyamide, 11mm HVR- Polyamide/ Polyester.

Textile components should be retired no later than 10 years after the Date of Manufacture.

Metal components will have an indefinite lifespan, depending on use.

The working life will be reduced through general wear and tear, abrasion, cuts, damage to component parts, inappropriate ancillary equipment, high impact load, prolonged exposure to UV light including sunlight, elevated temperature (50° C max), exposure to some chemicals (e.g. strong alkalis) or failure to store & maintain as recommended. This list is not exhaustive.

### Inspection

Before each use, conduct a visual inspection and function test to ensure the product is in serviceable condition and operates correctly. A periodic examination should be carried out at by a competent person at least every 12 months. These inspections should be recorded, paying particular attention to areas of potentially high wear such as attachment points, textiles, cams, bearings, etc. In the UK, the frequency of periodic inspection should be at least every 6 months; it is the user's responsibility to ensure they comply with the guidance for inspection in their own country or region.

**Textiles:** Check for cuts, tears & abrasions, damage due to deterioration, contact with heat, alkalis or other corrosives.

**Stitching:** Check for broken, cut, loose or worn threads.

**Metals:** Check for cracks, distortion, corrosion, wear by abrasion, burrs, worn or loose rivets or screws, discolouration caused by extreme heat (greater than 100° C) broken springs, seizure of moving parts, broken or missing components.

Immediately withdraw from service any items showing defects. Any repairs must be carried out by the manufacturer or their authorised agent.

### Anchorage

Anchor points should always be assessed for strength and suitability for the task (EN795, minimum 12kN). Sharp edges, abrasive or high temperature surfaces should be avoided or protected against.

Anchor points, wherever possible, should be above the user. Slack should be minimised near a fall hazard.

### Cleaning

Rinse in clean cold water. If still soiled, wash in clean warm water (max. 40°C) with pure soap or a mild detergent (within pH range of 5.5 to 8.5). Rinse thoroughly in clean cold water.

### Maintenance

Always keep the product clean and dry. Any excess moisture should be removed with a clean cloth and then allowed to dry naturally in a warm room away from direct heat.

Metal parts may be lubricated with a dry PTFE lubricant or WD40 type spray. Excess lubricant should be wiped off to avoid attracting dirt.

### Chemicals

Avoid contact with any chemicals which could affect the performance of the product. If contact occurs, or is suspected, then remove the product from service immediately.

If used in a marine environment, thoroughly rinse in clean cold water and dry after each use.

### Storage


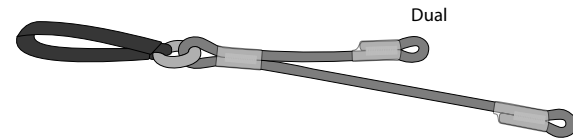
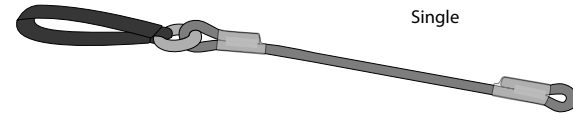
After cleaning, store unpacked in a cool, dry, dark place away from excessive heat sources or other possible causes of damage. Do not store wet.

If a long shelf life is required it is advisable to store in a moisture proof package.

### Warning

Work at Height is hazardous. It is the user's responsibility to ensure understanding of the correct and safe use of this equipment, to use it only for the purposes for which it is designed and to practise all proper safety procedures.

The user shall ensure that the safe function of this product is not impaired by, and does not impair, the safe function of another component or system. Putting knots in the lanyard may reduce the strength.



### Notified body

SGS FIMKO OY, Takomotie 8, FI-00380 Helsinki, Finland. Notified Body No: 0598

### Approved Body UKCA

SGS United Kingdom Limited - Rossmore Business Park, Ellesmere Port, Cheshire, CH65 3EN

Approved Body No: 0120

### Markings

Each individual component is marked, where applicable, with:

- The name, trademark or any other means of identification provided by the manufacturer or supplier.
- The batch or serial number
- The date of manufacture (DoM), product description and/or reference
- The EN standard(s) to which the item conforms
- Rope diameter
- CE mark & notified body number
- UKCA mark and approved body number

Strengths quoted are when the product is tested new and are in accordance with the manufacturer's test methods to the appropriate standard. Any weights and measurements are within the standard's specified tolerances.

Nothing in this document affects the consumer's statutory rights.

