

EU Declaration of Conformity No. SAR/S021



Specialist Access & Rescue
Products Ltd.

This declaration of conformity is issued by Specialist Access & Rescue Products Ltd.
Of Sarena House, Vulcan Street, Oldham, OL1 4LQ

We hereby declare that:

Equipment: Shock Absorbing Lanyards
Models: 18mm Webbing Lanyard, 25mm Webbing Lanyard, 25mm Adjustable Webbing Lanyard, 35mm Elasticated Webbing Lanyard, 25mm Webbing Single Clip Loop lanyard

is in conformity with PPE EU Regulations 2016/425, as well as the applicable requirements of the following standards (where applicable)

Ref No.

EN355:2002

Notified body: SGS FIMKO OY, Takomotie 8, FI-00380 Helsinki, Finland.
Notified Body No: C€ 0598

Performed the EU type examination and issued the EC type examination certificate number:

0598/PPE/23/2907

The PPE is subject to the conformity assessment procedure. Conformity to type Based on Quality Assurance of the Production Process Module D. Under the surveillance of the above Notified Body.

Signed by:

Name: Lee Allport
Position: Operations Director
Done At: SAR Products - Sarena House, Vulcan Street, Oldham, OL1 4LQ
On: 17/05/23

Specialist Access & Rescue Products Ltd.
Sarena House, Vulcan Street, Oldham, OL1 4LQ
T: +44 (0)161 621 0309 E: sales@sar-products.com W: www.sar-products.com

UKCA Declaration of Conformity No. SAR/UK/S021



Specialist Access & Rescue
Products Ltd.

This declaration of conformity is issued by Specialist Access & Rescue Products Ltd.
Of Sarena House, Vulcan Street, Oldham, OL1 4LQ

We hereby declare that:

Equipment: Shock Absorbing Lanyards
Models: 18mm Webbing Lanyard, 25mm Webbing Lanyard, 25mm Adjustable Webbing Lanyard, 35mm Elasticated Webbing Lanyard, 25mm Webbing Single Clip Loop lanyard

is in conformity with PPE EU Regulations 2016/425, as well as the applicable requirements of the following standards (where applicable)

Ref No.

EN355:2002

Approved body: SGS United Kingdom Limited
Rossmore Business Park, Ellesmere Port, Cheshire, CH65 3EN

Approved Body No: UK
CA 0120

Performed the EU type examination and issued the EC type examination certificate number:

0120/PPE/230389

The PPE is subject to the conformity assessment procedure. Conformity to type Based on Quality Assurance of the Production Process Module D. Under the surveillance of the above Notified Body.

Signed by:

Name: Lee Allport
Position: Operations Director
Done At: SAR Products - Sarena House, Vulcan Street, Oldham, OL1 4LQ
On: 17/05/23

EU Declaration of Conformity No. SAR/S021



Specialist Access & Rescue
Products Ltd.

This declaration of conformity is issued by Specialist Access & Rescue Products Ltd.
Of Sarena House, Vulcan Street, Oldham, OL1 4LQ

We hereby declare that:

Equipment: Shock Absorbing Lanyards
Models: 10.5mm & 11mm Rope Lanyard, 11mm Adjustable Rope Lanyard

is in conformity with PPE EU Regulations 2016/425, as well as the applicable requirements of the following standards (where applicable)

Ref No.

EN355:2002

Notified body: SGS FIMKO OY, Takomotie 8, FI-00380 Helsinki, Finland.
Notified Body No: C€ 0598

Performed the EU type examination and issued the EC type examination certificate number:

0598/PPE/23/2908

The PPE is subject to the conformity assessment procedure. Conformity to type Based on Quality Assurance of the Production Process Module D. Under the surveillance of the above Notified Body.

Signed by:

Name: Lee Allport
Position: Operations Director
Done At: SAR Products - Sarena House, Vulcan Street, Oldham, OL1 4LQ
On: 17/05/23

Specialist Access & Rescue Products Ltd.
Sarena House, Vulcan Street, Oldham, OL1 4LQ
T: +44 (0)161 621 0309 E: sales@sar-products.com W: www.sar-products.com

UKCA Declaration of Conformity No. SAR/UK/S021



Specialist Access & Rescue
Products Ltd.

This declaration of conformity is issued by Specialist Access & Rescue Products Ltd.
Of Sarena House, Vulcan Street, Oldham, OL1 4LQ

We hereby declare that:

Equipment: Shock Absorbing Lanyards
Models: 10.5mm & 11mm Rope Lanyard, 11mm Adjustable Rope Lanyard

is in conformity with PPE EU Regulations 2016/425, as well as the applicable requirements of the following standards (where applicable)

Ref No.

EN355:2002

Approved body: SGS United Kingdom Limited
Rossmore Business Park, Ellesmere Port, Cheshire, CH65 3EN

Approved Body No: UK
CA 0120

Performed the EU type examination and issued the EC type examination certificate number:

0120/PPE/230390

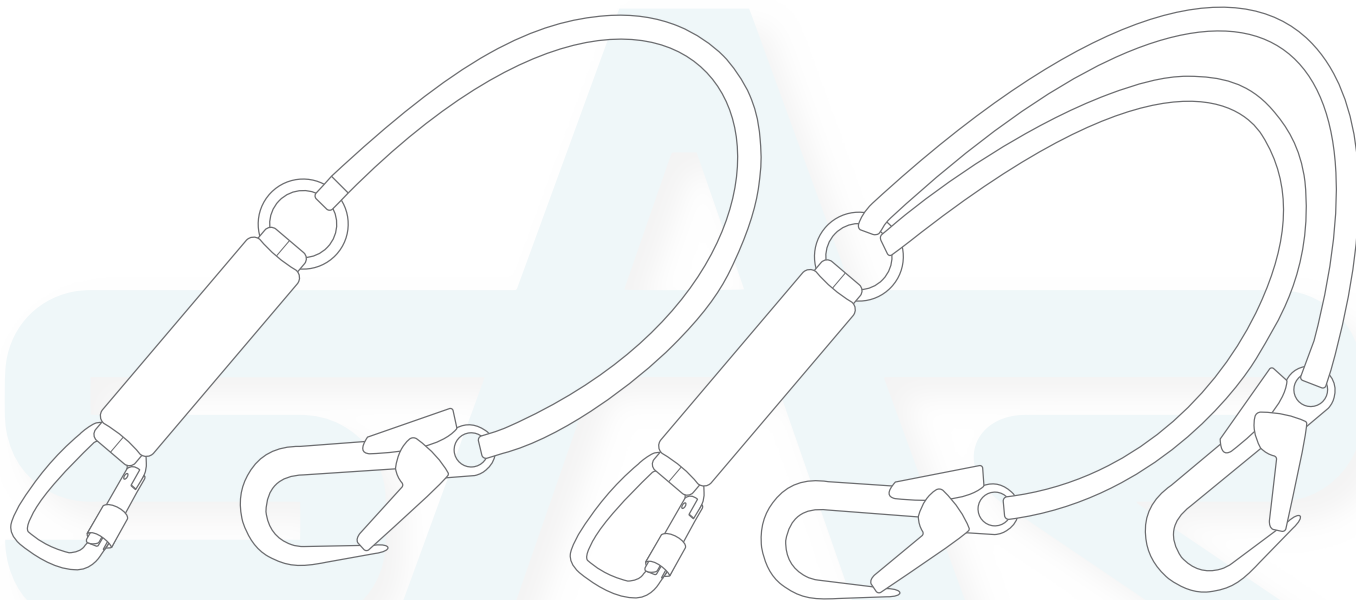
The PPE is subject to the conformity assessment procedure. Conformity to type Based on Quality Assurance of the Production Process Module D. Under the surveillance of the above Notified Body.

Signed by:

Name: Lee Allport
Position: Operations Director
Done At: SAR Products - Sarena House, Vulcan Street, Oldham, OL1 4LQ
On: 17/05/23

User Guide

Shock Absorbing Lanyards

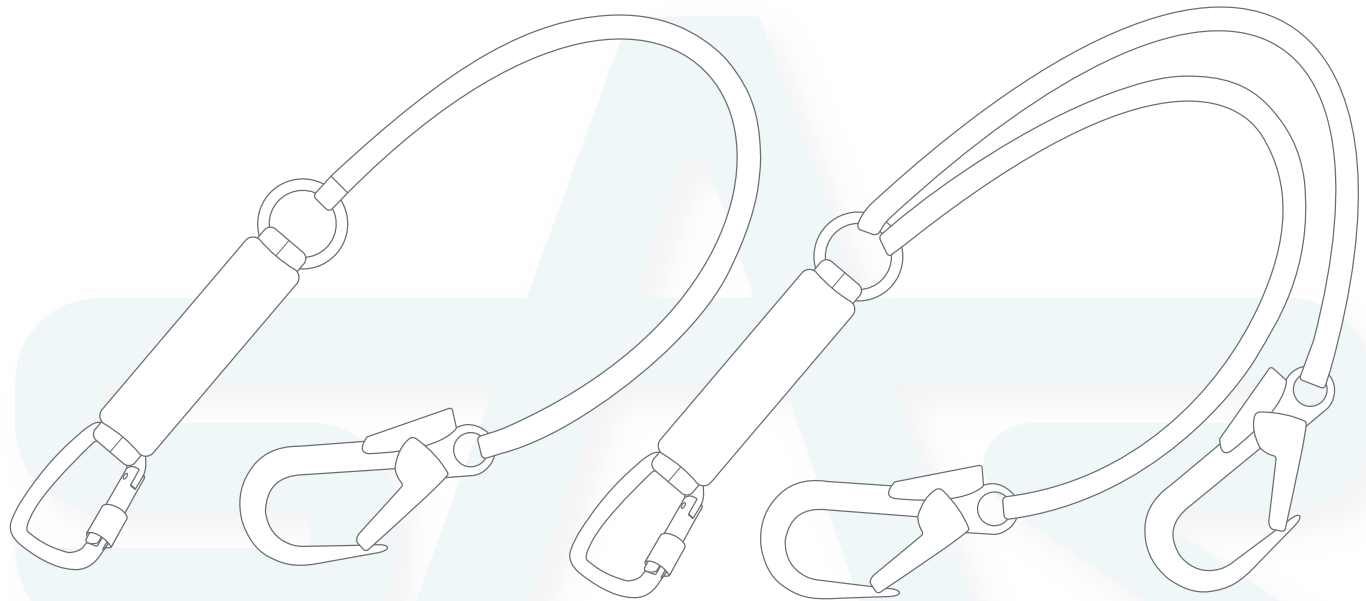


Conforms to
EN355:2002

sar-products.com
+44 (0)161 621 0309
sales@sar-products.com

User Guide

Shock Absorbing Lanyards



Lanyard Type		Leg Material		S Aluminium Ring:	
Single Leg:	Standard:	10.5mm Rope:	18mm Webbing:	L Aluminium Ring:	UK CA0120 CE0598
Twin Leg:	Adjustable:	11mm Rope:	25mm Webbing:	Steel Ring:	
	Clip Back:		35mm Elastic:		

Product Record

This documentation should be issued with, and kept for, each item or system. Please see the product label for the details required below. Consult this guide for advice on inspection, maintenance, lifespan, etc.

Owner / User's Name:			
Date of Manufacture:		Date of Purchase:	
Date of First Used:		Product Serial No.:	

Inspection & Maintenance Record

Date & Time	Type of Inspection & Comments	Name & Signature of Inspector	Next Inspection Due

Declaration Of Conformity

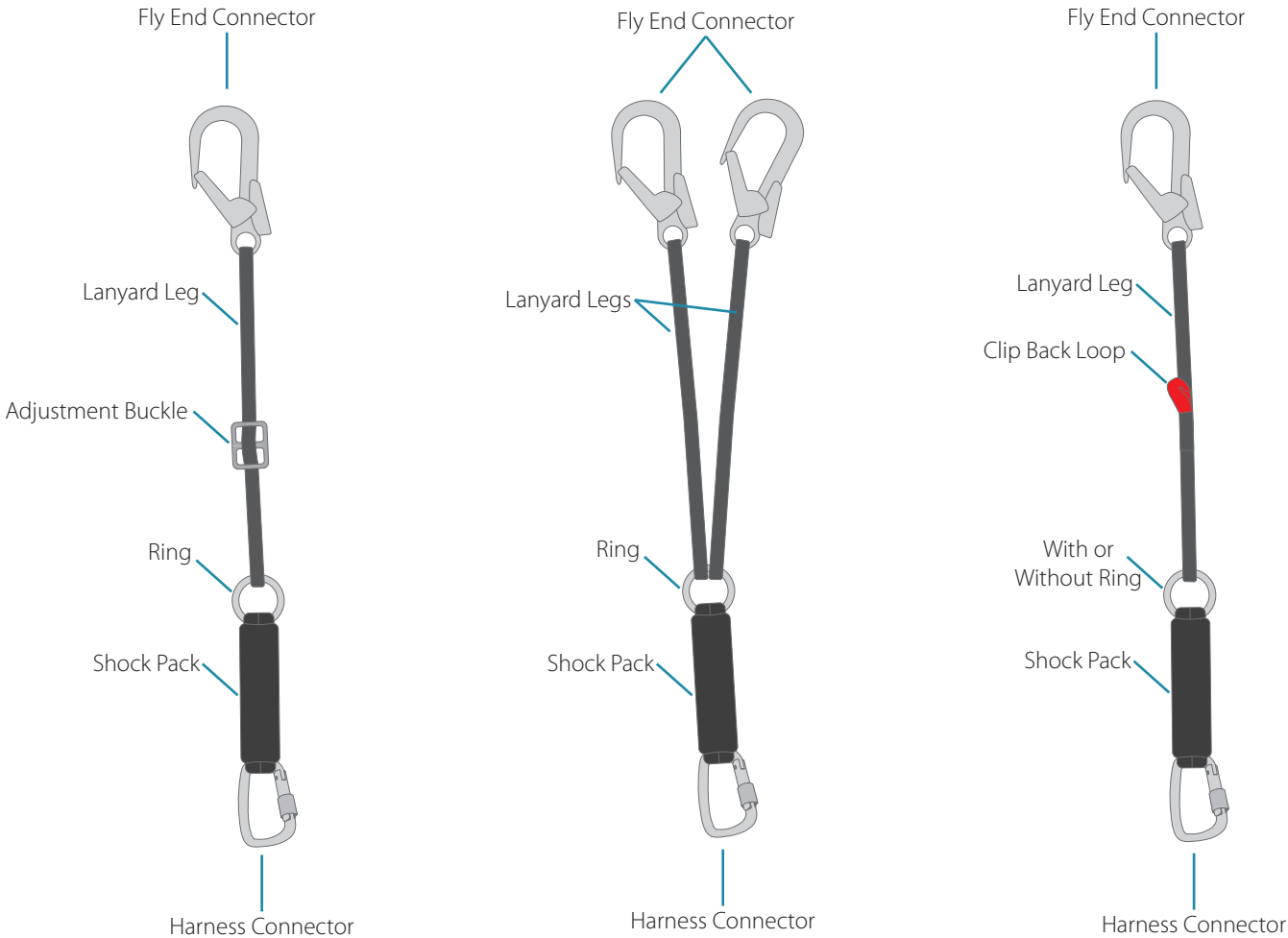
The EU/UK Declaration of Conformity is available by scanning the QR code or visiting - www.sar-products.com/eu-doc/



Certificate Of Conformity

We certify that SAR Shock Absorbing Lanyards conform to the requirements set out in EN355:2002. SAR Shock Absorbing Lanyards are rated to 130kg user weight, including tools and materials.

Signature:..... For SAR Products Ltd



Shock Absorbing Lanyards

Important

Please read and understand these instructions before use. This product should only be used by trained & competent operatives, or under the supervision of such a person.

Use

SAR Shock Absorbing Lanyards are fall arrest lanyards for use as part of an operatives fall protection system. There are multiple variations available enabling the user to configure the lanyard to suit their requirements.

Options include:

- Lanyard leg, single or double: 18mm or 25mm webbing, 35mm elastic webbing, 10.5mm or 11mm rope.
- Adjustable version available in 25mm webbing and 11 mm rope (single).
- Clip back version available in 25mm webbing leg.
- Ring: small or large aluminium, or steel.
- Connectors: any of our range of EN362 connectors may be used.
- Length: any length from 0.6m up to 2.0m inclusive of connectors.

It is the user's responsibility to ensure that any items of PPE or other equipment used with the Shock Absorbing Lanyard are compatible and do not interfere with the safe function of any other component. Any item of equipment used must comply to the relevant standard(s).

Note: The information in this guide meets the requirements of the EU PPE Regulation 2016/425 . It is not comprehensive and cannot be substituted for the correct training, which can be provided if required. If in any doubt, contact SAR Products using the supplied information.

Safety

The safety provided by the SAR Shock Absorbing Lanyards is dependant on the scenario, the anchors used and the skill of the user. The strength and suitability will be reduced through factors such as, but not limited to, age, wear & tear, abrasion, cuts, high impact loads, tight/sharp edges, knots, some chemicals (e.g. strong alkalis), UV exposure, environment (damp or icy conditions), failure to store & maintain as recommended, etc.

An appropriate connection method must always be used between the harness, the lanyard, and the anchor or system. The user must consult the instructions for any other components used in a fall protection or fall arrest system and must pay attention to information including fall clearance distances, obstacles, etc.

Fall clearance distance = 2x length of lanyard (FF2) + shock pack deployment (1.75m max) + safety factor (1.0m) **Fig 6**

A rescue plan should always be in place prior to any work at height. Do not alter or repair the product in any way. Use in normal climatic conditions. Any component subjected to a dynamic loading should be examined and discarded if there is any sign of defect, or any doubts about its safety.

Lifespan

The lifespan of any product will be affected by the conditions in which it is used and stored/ maintained. This product is manufactured using high grade polyester webbing, or Polyamide Rope, or Polyamide/Polyester mix rope.

Textile components should be retired no later than 10 years after the Date of Manufacture.

Metal components will have an indefinite lifespan, depending on use. The working life will be reduced through general wear and tear, abrasion, cuts, damage to component parts, inappropriate ancillary equipment, high impact load, prolonged exposure to UV light including sunlight, elevated temperature (50°C max), exposure to some chemicals (e.g. strong alkalis) or failure to store and maintain as recommended. This list is not exhaustive.

Inspection

Before each use, conduct a visual inspection and function test to ensure the product is in serviceable condition and operates correctly. A periodic examination should be carried out at by a competent person at least every 12 months. These inspections should be recorded, paying particular attention to areas of potentially high wear such as attachment points, textiles, cams, bearings, etc. In the UK, the frequency of periodic inspection should be at least every 6 months; it is the user's responsibility to ensure they comply with the guidance for inspection in their own country or region.

Inspect as follows:

- Textiles: Check for cuts, tears & abrasions, damage due to deterioration, contact with heat, alkalis or other corrosives, label legibility.
- Sewing: Check for broken, cut, loose or worn threads.
- Metals: Check for cracks, distortion, corrosion, wear by abrasion, burrs, worn or loose rivets or screws, discolouration caused by extreme heat (greater than 100°C) broken springs, seizure of moving parts, broken or missing components, marking legibility.

Immediately withdraw from service any items showing defects. Any repairs must be carried out by the manufacturer or their authorised agent.

Anchorage

Anchor points should always be assessed for strength and suitability for the task (EN795, minimum 12kN). Sharp edges, abrasive or high temperature surfaces should be avoided or protected against.

Anchor points, wherever possible, should be above the user.

Maintenance

Always keep the product clean and dry. Any excess moisture should be removed with a clean cloth and then allowed to dry naturally in a warm room away from direct heat. Metal parts may be lubricated with a dry PTFE lubricant or WD40 type spray. Excess lubricant should be wiped off to avoid attracting dirt.

Cleaning

Rinse in clean cold water. If still soiled, wash in clean warm water (max. 40°C) with pure soap or a mild detergent (within pH range of 5.5 to 8.5). A machine wash may be used, but care must be taken to protect against mechanical damage, for example by placing the item in a bag prior to washing. Rinse thoroughly in clean cold water.

Chemicals

Avoid contact with any chemicals which could affect the performance of the product. If contact occurs, or is suspected, then remove the product from service immediately. If used in a marine environment, thoroughly rinse in clean cold water and dry after each use.

Storage

After cleaning, store unpacked in a cool, dry, dark place away from excessive heat sources or other possible causes of damage. Do not store wet. Transport in a suitable protective bag. If a long shelf life is required it is advisable to store in a moisture proof package.

Warning

Work at Height and Rescue are hazardous activities. It is the user's responsibility to ensure understanding of the correct and safe use of this equipment, to use it only for the purposes for which it is designed and to practise all proper safety procedures. The time that a casualty is suspended should be kept to a minimum. Attention should be paid to the dangers suspension trauma. The user shall ensure that the safe function of this product is not impaired by, and does not impair, the safe function of another component or system. ONLY the sternal and dorsal connection points (marked A) are suitable for fall arrest. Do not use the lower attachment points of a harness for fall arrest (EN361).

Markings

Each individual component is marked, where applicable, with:

- The name, trademark or any other means of identification provided by the manufacturer or supplier.
- The batch or serial number
- The date of manufacture (DoM)
- Product description and/or reference
- The British &/ or EN standard(s) to which the item conforms
- Load rating/ maximum user weight
- UKCA &/or CE mark & notified body number

Strengths quoted are when the product is tested new and are in accordance with the manufacturer's test methods to the appropriate standard. Any weights and measurements are within the standard's specified tolerances.

Approved Body UKCA

SGS United Kingdom Limited
Rossmore Business Park, Ellesmere Port, Cheshire, CH65 3EN
Approved Body No: 0120

Notified Body

SGS FIMKO OY, Takomotie 8, FI-00380 Helsinki, Finland.
Notified Body No: 0598

It is essential for the safety of the user that if the product is re-sold outside the original country of destination the reseller shall provide instructions for use, for maintenance, for periodic examination and for repair in the language of the country in which the product is to be used.

Nothing in this document affects the consumer's statutory rights.

Instructions for use:

The shock pack end must always be attached to the user's harness using the upper front or rear (sternal or dorsal) fall arrest attachment point (marked 'A'), with an approved EN362:2004 connector. **Fig 1**

The 'fly' end should then be connected to a suitable anchor point, either directly using the connector, or, as applicable for the type of lanyard, by looping around and clipping back to the clip back loop, the ring, or the adjustment buckle webbing **Fig 2**.

The anchor point should, wherever possible, be above the user, keeping the fall factor to a minimum.

The connector must never be clipped directly back to the leg, unless using the clip back loops or the adjustable slider. **Fig 3**

The shock pack must never be bypassed when clipping back. **Fig 4**

When using a double leg lanyard, if the spare leg is clipped back to the harness, a sacrificial point (such as the SAR Lanyard Parking Loop) must be used. **Fig 5**

Use extreme caution when near a sharp or abrasive edge. Loading over the edge must be avoided. **Fig 7**

Avoid textile on textile contact, especially when loaded. **Fig 8**

IMPORTANT

Ask a partner to do a buddy check on your harness, equipment and systems prior to use.

Fig 1



Fig 2

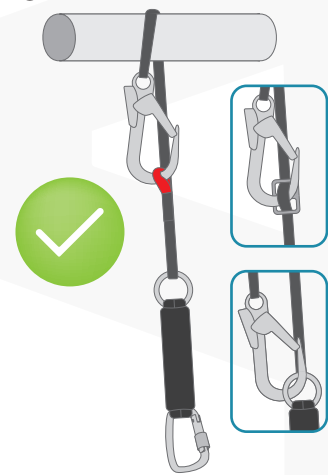


Fig 5

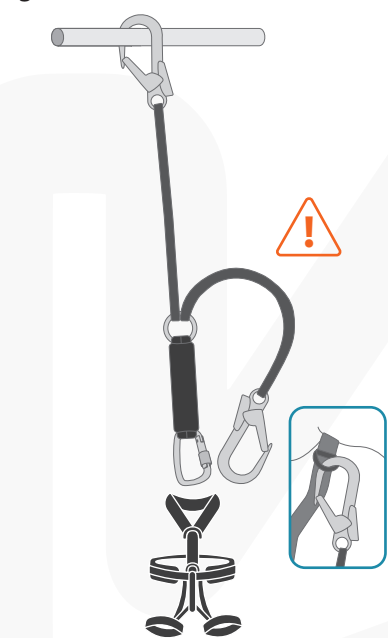


Fig 6

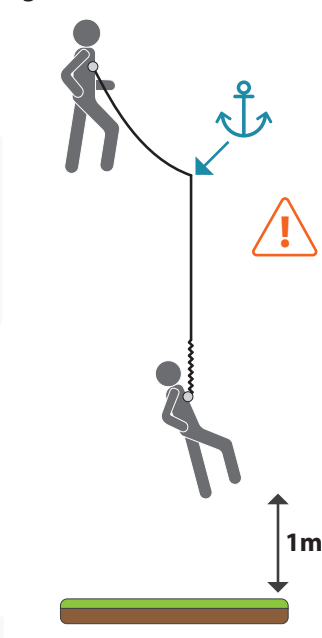


Fig 7

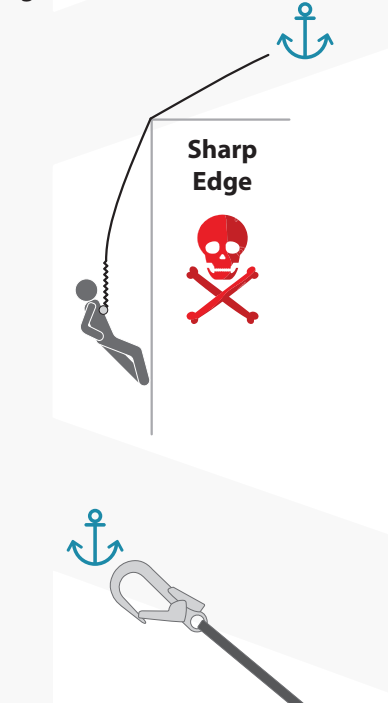


Fig 8



Fig 3

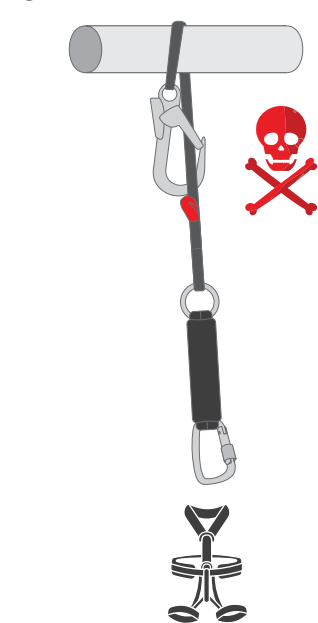


Fig 4

